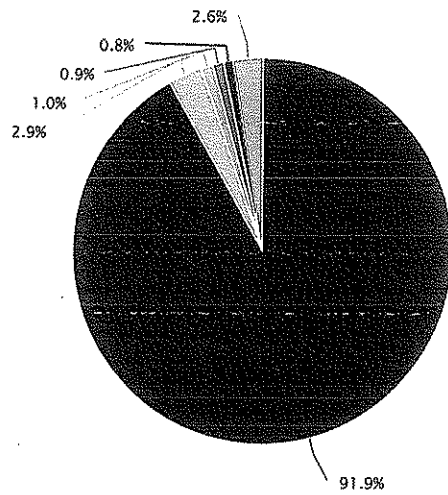


## Marijuana Use in Lifetime (Student Reported), by Gender and Grade Level

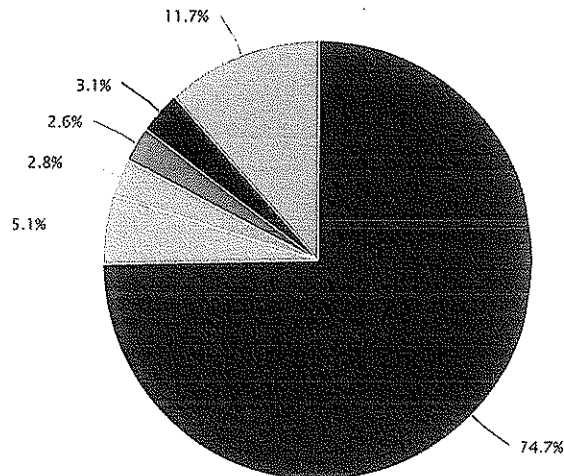
Location: 1 selected      Year(s): 2011-2013      Gender: All      Grade Level: All

California  
Female, 7th Grade



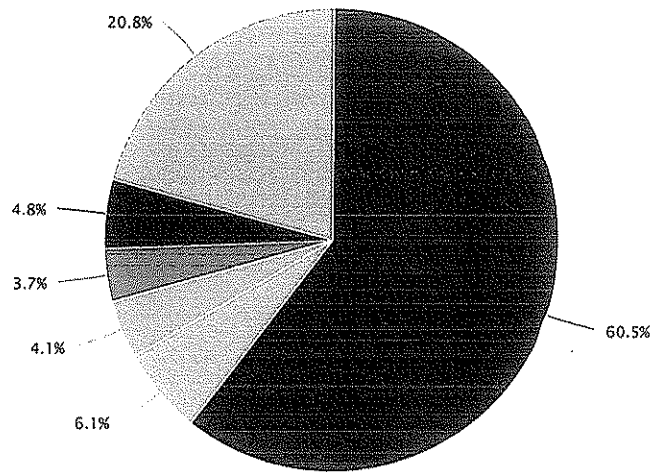
0 Times    1 Time    2 Times    3 Times    4-6 Times    7 or more times

Female, 9th Grade

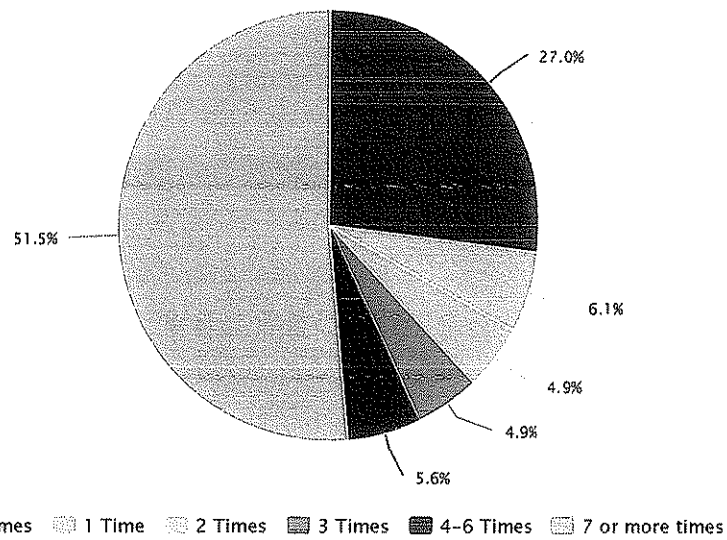


0 Times    1 Time    2 Times    3 Times    4-6 Times    7 or more times

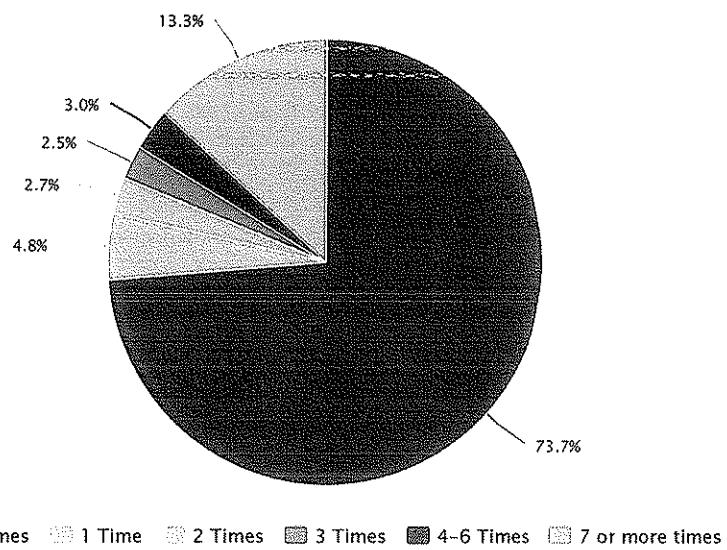
Female, 11th Grade



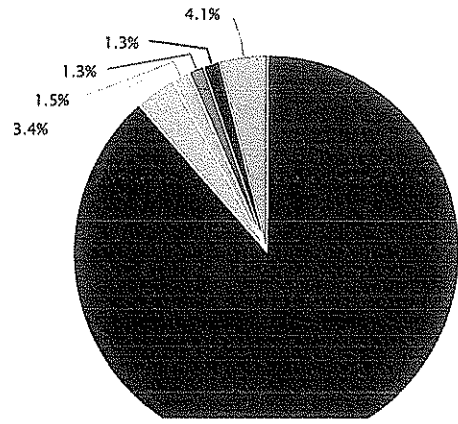
Female, Non-Traditional



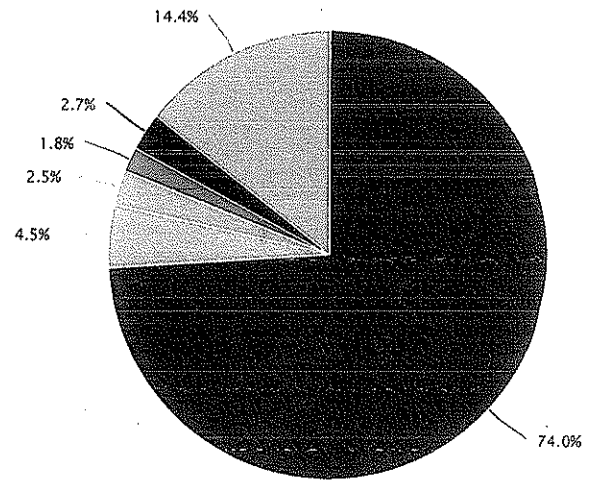
Female, All



Male, 7th Grade

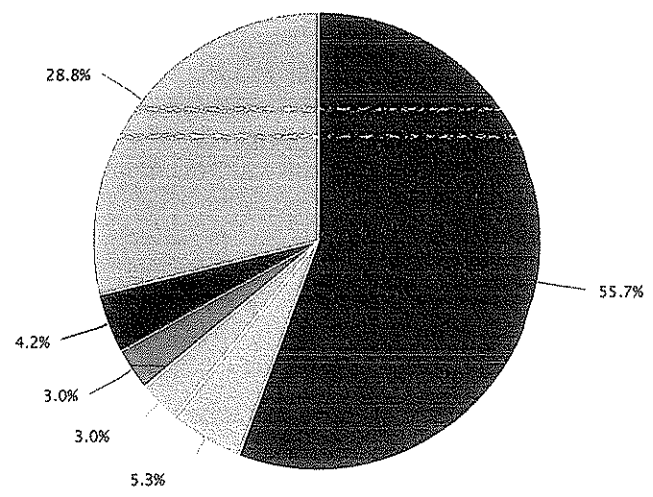


Male, 9th Grade



0 Times 1 Time 2 Times 3 Times 4-6 Times 7 or more times

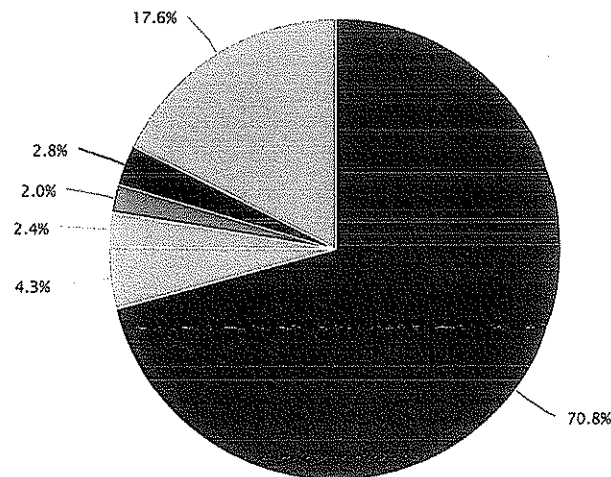

Male, 11th Grade



0 Times 1 Time 2 Times 3 Times 4-6 Times 7 or more times

Male, Non-Traditional

Male, All



0 Times 1 Time 2 Times 3 Times 4-6 Times 7 or more times

**Definition:** Percentage of public school students in grades 7, 9, 11, and non-traditional students reporting the number of times they ever have used marijuana, by gender.

**Data Source:** California Department of Education, California Healthy Kids Survey and California Student Survey (WestEd).

**Footnote:** The 2011-2013 time period reflects data from school years 2011-12 and 2012-13. District- and county-level figures are weighted proportions from the 2011-13 California Healthy Kids Survey, and state-level figures are weighted proportions from the 2011-13 California Student Survey. The grade levels included in school district data depend on the grades offered in each district, for example, high school districts do not include 7th grade data. "Non-Traditional" students are those enrolled in Community Day Schools or Continuation Education; according to Ed-Data, these schools make up about 10% of all public schools in California. N/A indicates that the survey was not administered in that period or that data are not available for that group. LNE (Low Number Event) indicates that for a specific answer there were fewer than 25 respondents. N/R indicates that the sample is too small to be representative.

## Learn More About Alcohol, Tobacco, and Other Drugs

### Measures of Alcohol, Tobacco, and Other Drugs on Kidsdata.org

On kidsdata.org, indicators of alcohol, tobacco, and other drug use come from the California Healthy Kids Survey (CHKS), California Student Survey (CSS), and California School Climate Survey (CSCS). These indicators are made available through a partnership with WestEd, which developed and administers the surveys, and the California Department of Education. Indicators include:

- Student reports of recent use of alcohol or other drugs, not including tobacco, in the past month and on school property. In addition, kidsdata.org offers student reports of alcohol use in the past month and on school property, binge drinking in the past month, cigarette use in the past month and on school property, and marijuana use in the past month and on school property\*
- Student reports of lifetime use of alcohol, cigarettes, inhalants, marijuana, and recreational use of prescription drugs\*
- Student reports of usual level of alcohol or marijuana or other drug intoxication\*
- Student reports of drinking and driving or riding with a driver who had been drinking\*
- School staff reports of the extent to which student alcohol and drug use is a problem, substance abuse prevention is an important goal, and prevention education and support and referral services are provided