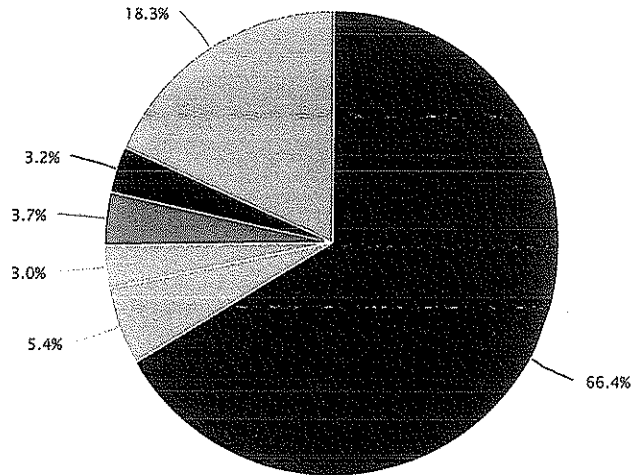


## Marijuana Use in Lifetime (Student Reported), by Race/Ethnicity

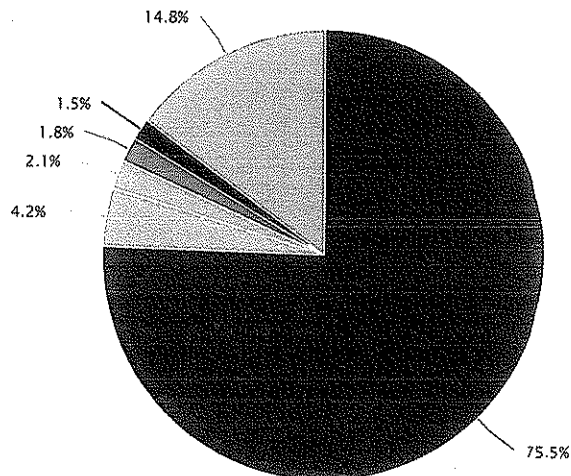
Location: 1 selected      Year(s): 2011-2013      Race/Ethnicity: All

**California**  
African American/Black



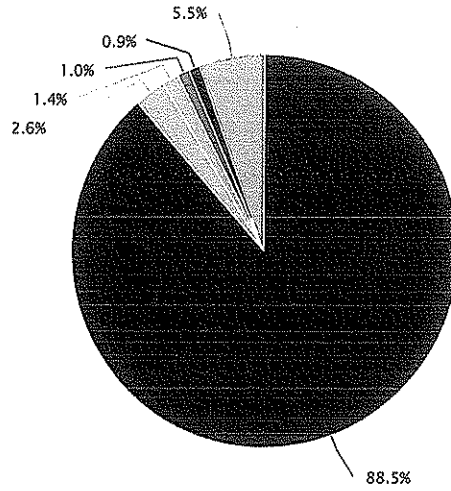
0 Times  
  1 Time  
  2 Times  
  3 Times  
  4-6 Times  
  7 or more times

American Indian/Alaska Native

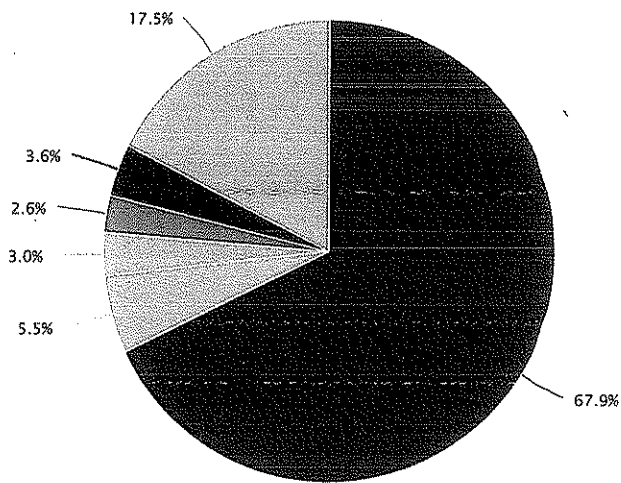


0 Times  
  1 Time  
  2 Times  
  3 Times  
  4-6 Times  
  7 or more times

Asian

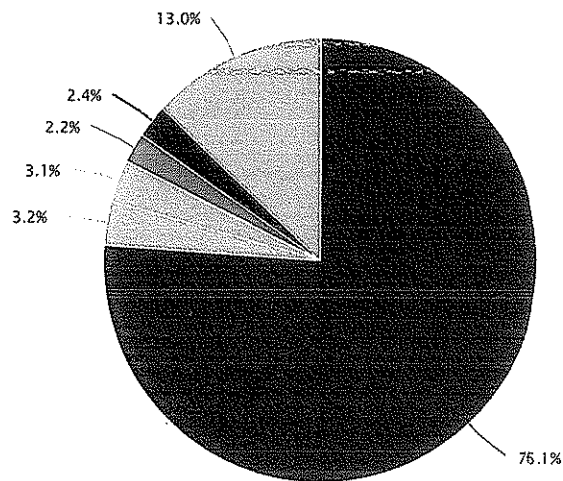


Hispanic/Latino



0 Times 1 Time 2 Times 3 Times 4-6 Times 7 or more times

Native Hawaiian/Pacific Islander



0 Times 1 Time 2 Times 3 Times 4-6 Times 7 or more times

White