

Suicide Surveillance: Fatal and Non-Fatal Data

2019 SANTA CLARA COUNTY SUICIDE PREVENTION CONFERENCE

DR. MANDEEP SIDHU

COUNTY OF SANTA CLARA PUBLIC HEALTH DEPARTMENT

Overview

Data Sources

Data Analysis Framework

Data Reporting

Data Sources

SUICIDE DEATHS

Electronic Death Registration System (EDRS)

- Preliminary data
- Deaths occurring within the County

Vital Records Business Intelligence System (VRBIS)

- Deaths occurring within the County
- Deaths among County residents

Medical Examiner / Coroner's Office

SUICIDE ATTEMPTS AND IDEATION

California Office of Statewide Health Planning and Development (OSHPD)

- Emergency Department visits
- Hospital patient discharges

Surveys

- California Healthy Kids Survey (CHKS)
- Behavioral Risk Factor Survey (BRFS)

Key Data Elements – Death Data

Demographic variables:

Sex

Age

Race/ethnicity

Residence city, zip code, neighborhood

Place of injury/death

Socio-economic context:

Marital status

Education attainment

Occupation

Veteran status

Cause of death:

Immediate cause

Underlying cause

Method

Key Data Elements – Clinical Data

Emergency department visits:

Sex

Age

Race/ethnicity

Residence zip code

Disposition

Facility

Cause

Hospital patient discharges:

Sex

Age

Race/ethnicity

Residence zip code

Disposition

Facility

Cause

Length of stay

Source of payment

Key Data Elements – Survey Data

Suicide ideation

Suicide attempts

Barriers to seeking help

Mental health status and stigma

Stress

General health status

Physical health status

Quality of life and social support

Emotional support and life satisfaction

Substance use

*Note: The list of topics vary by survey cycles. The listed topics have been asked in the past surveys but might not be asked in one survey all together.

Data Analysis Framework

Focus on Population
Subgroups

Age groups

- Youth and young adults
- Seniors

Sex

- Females
- Males

Race/ethnicity

- African Americans
- Asian/Pacific Islanders
 - Asian Indian, Chinese, Filipino, Japanese, Korean, Pacific Islander, Vietnamese
- Latinos
- White, Non-Hispanic

Data Analysis Framework

Focus on Small Area
Analysis

Cities

Zip codes

Neighborhoods*

Supervisory Districts

Santa Clara County

*Note: Resident neighborhood of decedent is derived from the census tract. Data might not be presentable at all levels depending upon the reporting guidelines.

Data Analysis Framework

Focus on
Contributing Factors
and Prevention
Strategies

Socio-economic context

Lifestyle factors

Support network

Means restriction

Data Reporting

Injury Briefs

Health Assessments

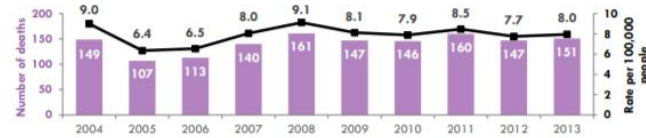
Santa Clara County: Suicide



Key findings

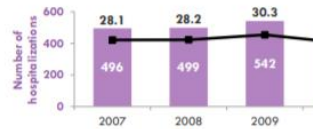
- In 2013, suicide was the leading cause of injury deaths and accounted for 22% of injury deaths.
- The death rate from suicide has decreased since 2004.
- The number and rate of hospitalizations for suicide have decreased since 2007 but have increased for emergency department (ED) visits until 2013.
- The rate of deaths is highest among Whites, and the rate of hospitalizations and ED visits for suicide is highest among African Americans.
- The death rate from suicide is highest among residents ages 45 and older. The rate of hospitalizations and ED visits for suicide is highest among adults ages 15 to 19.
- The death rate from suicide is higher for males than females, but rates for hospitalizations and ED visits are higher among females than males.

Number and age-adjusted rate of deaths from suicide, 2004-2013



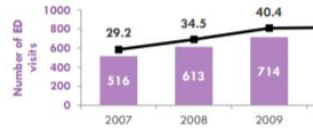
Source: Santa Clara County Public Health Department, 2004-2013 Death Statistical Master File¹

Number and age-adjusted rate of hospitalizations for suicide, 2007-2013



Source: Office of Statewide Health Planning and Development, 2007-2009

Number and age-adjusted rate of emergency department visits for suicide, 2007-2009



Source: Office of Statewide Health Planning and Development, 2007-2009
Note: In each graph above, the colored bars represent the number and the black line represents the age-adjusted rate.

Santa Clara County PUBLIC HEALTH

Services Health & Safety Alerts Health Information

Home > Health Information > Health Data > Epi-Aid: Youth Suicide in Santa Clara County

Epi-Aid on Youth Suicide in Santa Clara County

In 2016-17, the Centers for Disease Control and Prevention and the Substance Abuse and Mental Health Administration conducted an investigation of youth suicide in Santa Clara County. The purpose of the investigation, called an Epi-Aid, was to utilize existing data to develop specific prevention and recommendations on youth suicide prevention that can be used at the school, city, and county level. A report was provided to the Santa Clara County Public Health Department and can be accessed along with presentation briefings on the report and FAQs about the Epi-Aid.

CDC/SAMSHA Epi-Aid Final Report

[Santa Clara County Epi-Aid Briefing \(Presentation PDF\)](#)
[Santa Clara County Epi-Aid Briefing \(Presentation Talking Points PDF\)](#)
[Santa Clara County Epi-Aid Briefing with additional information on Palo Alto \(Presentation PDF\)](#)
[Santa Clara County Epi-Aid Briefing with additional information on Palo Alto \(Presentation Talking Points PDF\)](#)

For more information, please see the following documents:
[Frequently Asked Questions](#)
[Prevent Suicide Infographic](#)
[Recommendations for Reporting on Suicide](#)

Media Contact: Joy Alexiou at 1(408) 885-4164 (office) or 1(408) 595-2936 (mobile phone)

Prevent Suicides: Know the Number to Call for Help! 1 (855) 278-4204

This toll-free and confidential Santa Clara County Suicide and Crisis Hotline is available 24-hours a day, 7 days a week for phone intervention and emotional support by highly trained volunteer Crisis Phone Counselors to help individuals who are experiencing different forms of crisis.

[Click here for the Santa Clara County Suicide Prevention & Crisis Website](#)



SANTA CLARA COUNTY

VIOLENCE PROFILE 2012



Explore

Quick Links

- [Frequently Asked Questions](#)
- [Preventing Suicide: A Technical Package of Policy, Programs, and Practices \(CDC\)](#)
- [Project Safety Net \(City of Palo Alto\)](#)
- [Santa Clara County Suicide Prevention & Crisis Website](#)
- [Heard Alliance](#)

Data Reporting

Open Data Portal

www.sccphd.org/healthdata

Story Map

<https://sccphd.maps.arcgis.com/apps/MapJournal/index.html?appid=2c987deb24ad4c0c81ea2287b06078a0>



The Santa Clara County Public Health Department prevents disease and injury and creates environments that promote and protect the community's health. This site provides community health related data to the public in a user-friendly manner.



Suicide

Learn about suicide related data among County of Santa Clara residents.

Explore